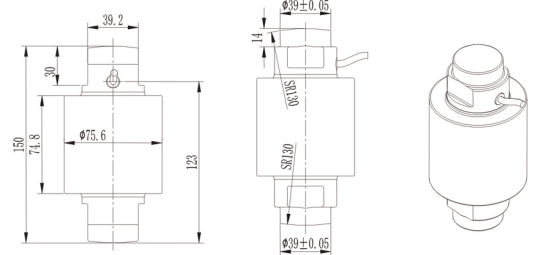


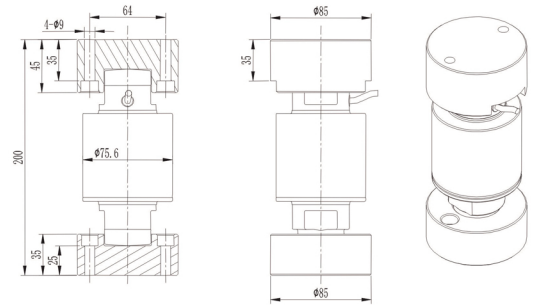
K199



◆ 安装尺寸/Mounting Dimension



10~50t



10~50t压头安装

◆ 特点与用途/Features & Applications

- 柱式称重传感器，不锈钢材质，激光焊接密封；
- 双圆头摇柱式设计，动态响应快
- 防护等级IP68，适用于汽车衡、轨道衡等恶劣环境的称重；
- 柱式结构抗过载、抗冲击能力强 额定载荷
- Column load cell with stainless steel material and laser welding seal;
- Double round rocker design, fast dynamic response;
- Protection class IP68, suitable for truck scale, railway scale and other harsh environment weighing application
- Column structure obtain strong ability for anti-overload and impact resistance.

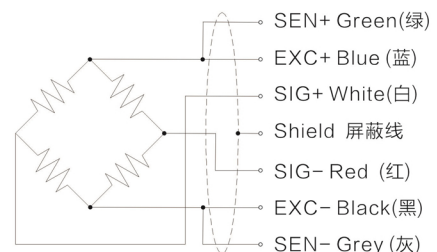
◆ 参数 Specifications 技术指标/Technique

参数	Specifications	技术指标/Technique
额定容量	Capacity	10,20,30,50t
输出灵敏度	Sensitivity	2±0.5% <i>mV/V</i>
零点输出	Zero balance	±2%F.S.
非线性	Non-linearity	0.017% F.S.
滞后	Hysteresis	0.017%F.S.
重复性	Repeatability	0.017%F.S.
蠕变 (30min)	Creep(300min)	0.017%F.S.
温度灵敏度漂移	Temp.effect on output	0.01%F.S./10°C
零点温度漂移	Temp.effect on zero	0.02%F.S./10°C
输入电阻	Input impedance	780±20Ω
输出电阻	Output impedance	700±10Ω
绝缘电阻	Insulation	≥5000MΩ/100VDC
激励电压	Recommended excitation	3~12V
最大激励电压	Maximum excitation Voltage	15V
温度补偿范围	Compensated temp range	-10~60°C
工作温度范围	Operating temperature range	-30~70°C
安全载荷	Safe load limit	150%F.S.
破坏负载	Breaking load	200%F.S.
电缆线尺寸	Cable size	φ5.4×10m
材料	Material	不锈钢
防护等级	IP class	IP68

◆ 受力方式/Load Direction



◆ 配线图/Wiring Code



新产品

压向传感器

拉压向传感器

压电力传感器

多维力传感器

称重传感器

扭矩传感器

其他定制力传感器

称重模块

仪表模块放大器